



SOIL MECHANICS TESTING MADE EASY

**AUTOTRIAX<sup>2</sup>** EMS

**Automatic triaxial tests system**

Advanced technologies for powerful triaxial tests

**Standards** ASTM D2850 | ASTM D4767 | ASTM D7181 | EN 17892:8 | EN 17892:9 | BS 1377:6 | BS 1377:7 | BS 1377: 8



AUTOTRIAX 2 is an advanced triaxial testing system that can automatically perform up to six complete and independent tests concurrently, without any operator intervention.

This new versatile and expandable testing system can perform many different triaxial and other tests in accordance with international Standards.



### Highly efficient and repeatable

The fully automatic Autotriax 2 can complete the complete test, from saturation to failure, in full automatic mode without any interruption saving time, minimizing operator involvement and ensuring accuracy.



### Reliable and accurate

In full automatic mode, the standardized test procedures minimizes inconsistencies stemming for operator variables and other unpredictable external factors.



### Expandable and space saving

The modular design allows over 100 system configurations, saving space and enabling you to expand your system seamlessly, without any interruption.



### High capacity

High performance Trittech frame with load compression capacity up to 100 kN and speed range from 0.00001 to 99.99999 mm/min.



### Flexible and versatile

Autotriax 2 performs triaxial tests as well as many other tests both in manual or automatic mode. All you need to do is connect the correct software extension upgrade and add the right components.




### High-speed PC control system

The closed-loop feedback control system continuously monitors the components status so that, at each stage of the test, it can adapt to any change in the pre-set parameters.

# AUTOTRIAX<sup>2</sup> EMS

## Fully automatic triaxial system



**Reliable and robust load frame**  
you can select the optimum model for your needs from our wide range of Tritech frames.

**Accurate load cell up to 100 kN capacity**  
to measure vertical force in compression and extension paths.\* Select from a range of external or submersible load cell to suit the type of test you need to perform.

**Vertical displacement transducer up to 100 mm of travel** to measure vertical displacement in compression and extension paths.\*

**High performing multisize triaxial cells**  
the new banded reinforced cells are suitable for performing tests on different sample size and under high pressure up to 3,500 kPa.

**Pressure transducers**, for measuring cell pressure, back pressure and pore pressure during triaxial test.\*

**Solenoid valves**  
for on/off pressure flow

**User-friendly graphical interface** with real-time display of all transducers and calculated data for all live tests allows you to select graphical plots of measured and calculated data.

**Compact Control Unit** for data acquisition plus control unit connected to a PC via a LAN network allows you to expand your system to perform additional tests.

**New design pressure system**  
Hydromatic pressure/volume controllers with open/close automatic valves can reach up to 3,500 kPa and have a volume capacity of 250 cc.

\* Supplied with traceable calibration certificate on request.

### Technical Specifications

**Maximum no. of simultaneous tests:** 6

**Maximum no. of channels:** 96  
(in the most extended configuration)

**Load capacity:** 50 kN and 100 kN

**Speed range:**  
from 0.00001 mm/min to 99.99999 mm/min

**Specimen range:** 38, 50, 70, 100, 150 mm diameter

**Water working pressure:** 1,700 or 3,500 kPa

**Pressure resolution:** 0.1 kPa

**Maximum capacity of pressure / volume controller:** 250 cc

**Volume resolution:** 0.001 cc

**Effective resolution:** 131,000 points

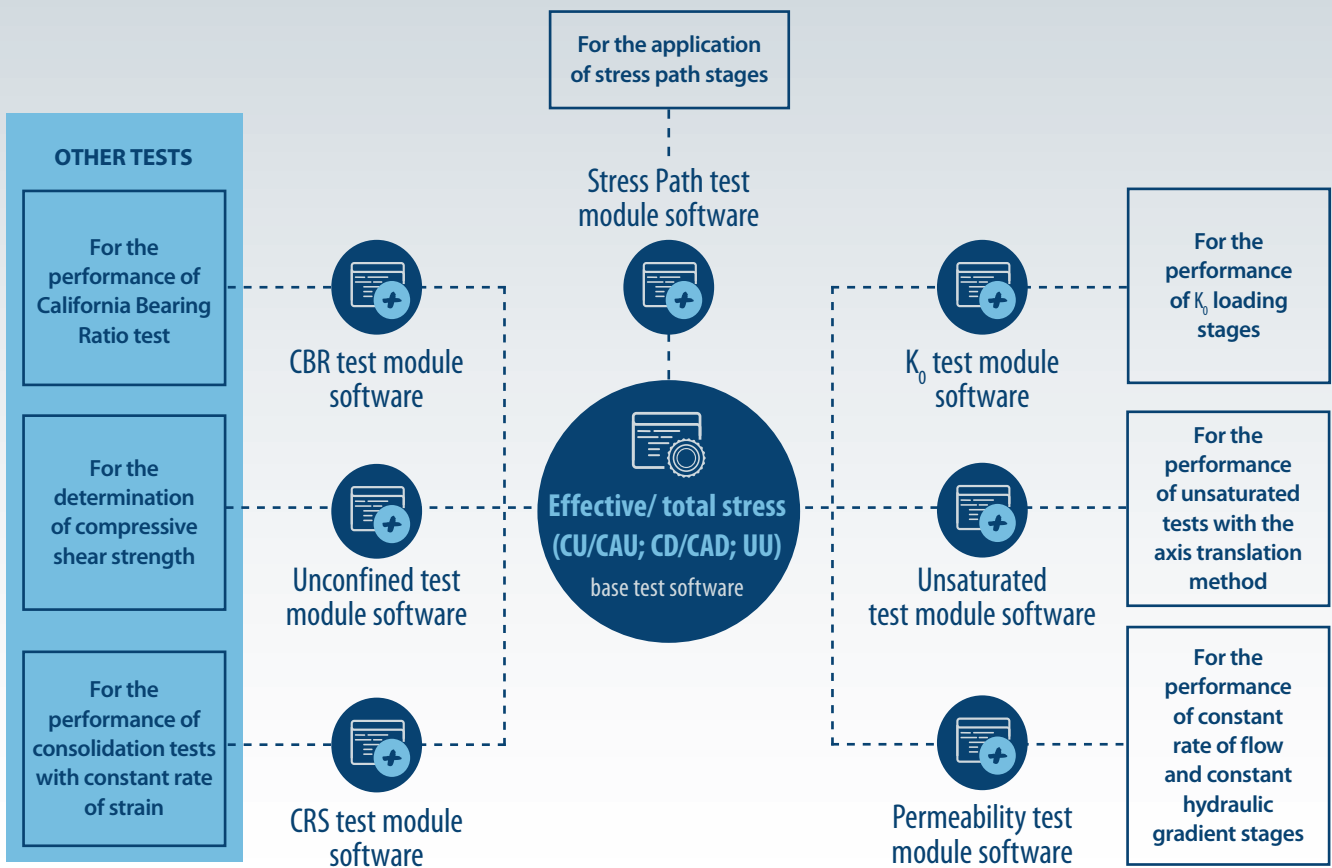
**Units:** S.I. or US Customary Units

# Triaxial tests and many others

You can gradually expand the Autotriax 2 configurations to control further tests by adding the necessary components. This can easily be done on-site by configuring our user-friendly and Plug-and-Play software. The closed-loop feedback control system continuously monitors the components status so that, at each stage of the test, it can adapt to any change in the pre-set parameters.

Over 100 configurations are available enabling your system to perform many triaxial and geotechnical tests, each using its dedicated software package and corresponding accessories.

## DEDICATED SOFTWARE PACKAGES



Up to six independent systems with different configurations can be controlled by the same PC.

## Triaxial test configuration

# Effective/total stress tests

### TEST TYPES

It is possible to perform standard triaxial tests:



**Effective stress test**, in which the soil is first saturated, consolidated and then taken to failure:

**CU/CAU\* (Consolidated Undrained) test:**

Deviator stress is applied by keeping cell pressure constant, without allowing further drainage.

**CD/CAD\* (Consolidated Drained) test:**

Deviator stress is applied by keeping cell pressure constant and by allowing drainage. The rate of loading must be slow enough to ensure no excess pore water pressure develops.

**Total stress test**, in which without waiting for saturation, consolidation is not performed until failure is reached:

**UU (Unconsolidated Undrained) test:**

the failure is reached in undrained conditions, without waiting for the consolidation of the soil specimen.

Tritech load frame

Vertical displacement transducer

External/submersible load cell

Banded triaxial cell – specimen size from 38 to 150 mm dia

**Autotriax 2 Base test Software**

Effective stress/total stress (UU; CU/CAU; CD/CAD)

Solenoid valve for on/off pressure flow

Pressure transducers for closed loop control of cell and back pressure via Hydromatic pressure/volume controller



**Master Control Unit**

Four data-acquisition and active-control channels for vertical load, displacement, cell and back pressure

**Automatic Pressure and Volume Controller** for cell pressure, back pressure and volume control

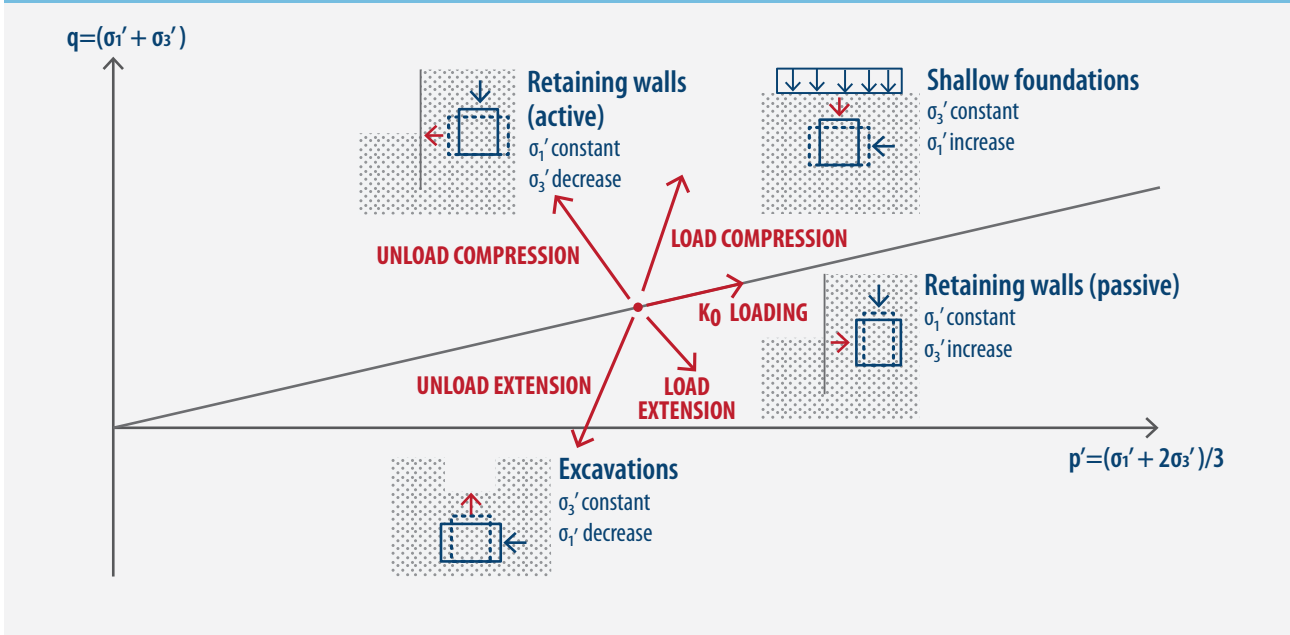
\* Anisotropic consolidation according to EN 17892:9 is available. For anisotropic consolidation vacuum, top cap, submersible load cell, dedicated load frame and triaxial cells are required.

Triaxial test configuration

# $K_0$ , Stress Path tests

$K_0$  and Stress Path triaxial tests allow you to replicate the changes in stresses experienced in-situ during natural events, excavations and constructions.

Schematic of Stress Path and  $K_0$  possible tests and their relative main applications




- Additional accessories required for this configuration:**
- Submersible load cell
  - Vacuum top cap for triaxial tension
  - $K_0$  test module software
  - Stress Path test module software

**Autotriax 2 module software** for  $K_0$  test and Stress Path tests

Submersible load cell up to 50 kN of load

Vacuum top cap for load extension

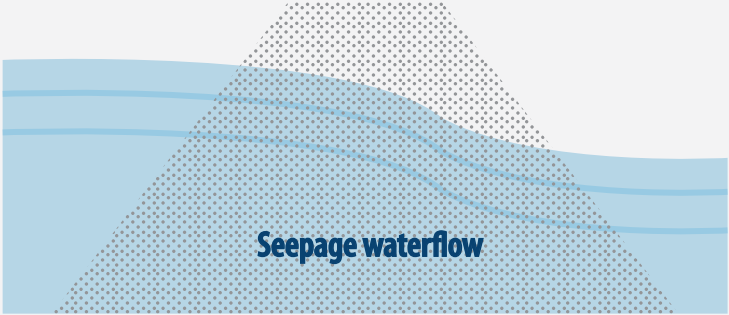


**Triaxial test configuration**

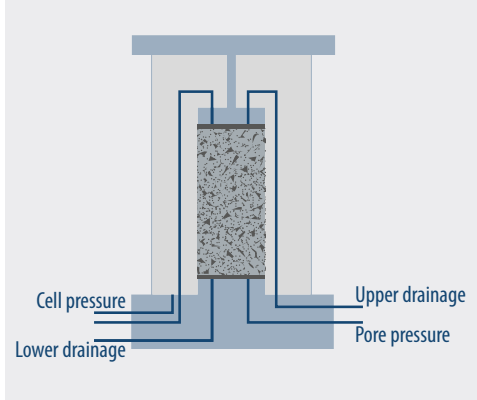
# Permeability tests

This test allows laboratory measurement of the hydraulic conductivity (coefficient of permeability) of water saturated porous materials.

**Schematic of typical permeability applications**



- Real life applications:**
- Earth dams
  - Saturated embankments
  - Landfills




- Additional accessories required for this configuration:**
- Pressure extension control unit
  - Hydromatic single pressure line
  - Permeability test module software

**Autotriax 2 module software**  
for permeability tests

**Single pressure extension control unit**  
for permeability tests

**Automatic Pressure and Volume Controller** single pressure line

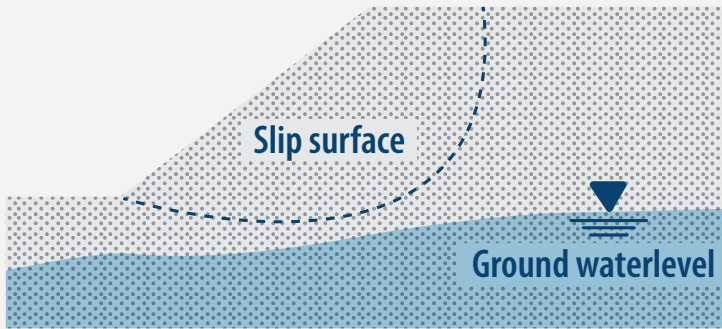


Triaxial test configuration

# Unsaturated triaxial tests

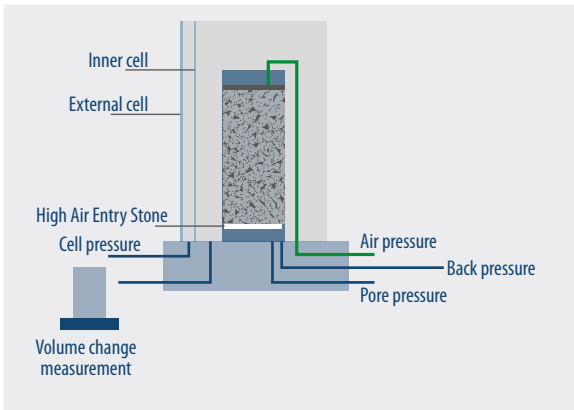
Unsaturated triaxial tests are performed to simulate the behavior of soil in unsaturated conditions by adopting the axis translation method with High Air Entry Stone (HAES).

Schematic of typical unsaturated applications



**Real life applications:**

- Embankments
- Unsaturated slopes



**Additional accessories required for this configuration:**

- Double-wall triaxial cell
- Air pressure extension unit
- Automatic volume change device
- Servoflow air pressure controller
- Unsaturated test module software

Autotriax 2 module software for unsaturated tests


Air pressure extension control unit for unsaturated tests

Servoflow air pressure controller

Volume change device, used to measure the volume change of the unsaturated soil sample with the double wall triaxial test.

Double wall triaxial cell, with High Air Entry stone (HAES) from 1 bar to 15 bar of pressure.

Specimen dimensions 50, 70, 100 mm dia.





**Other test configurations**

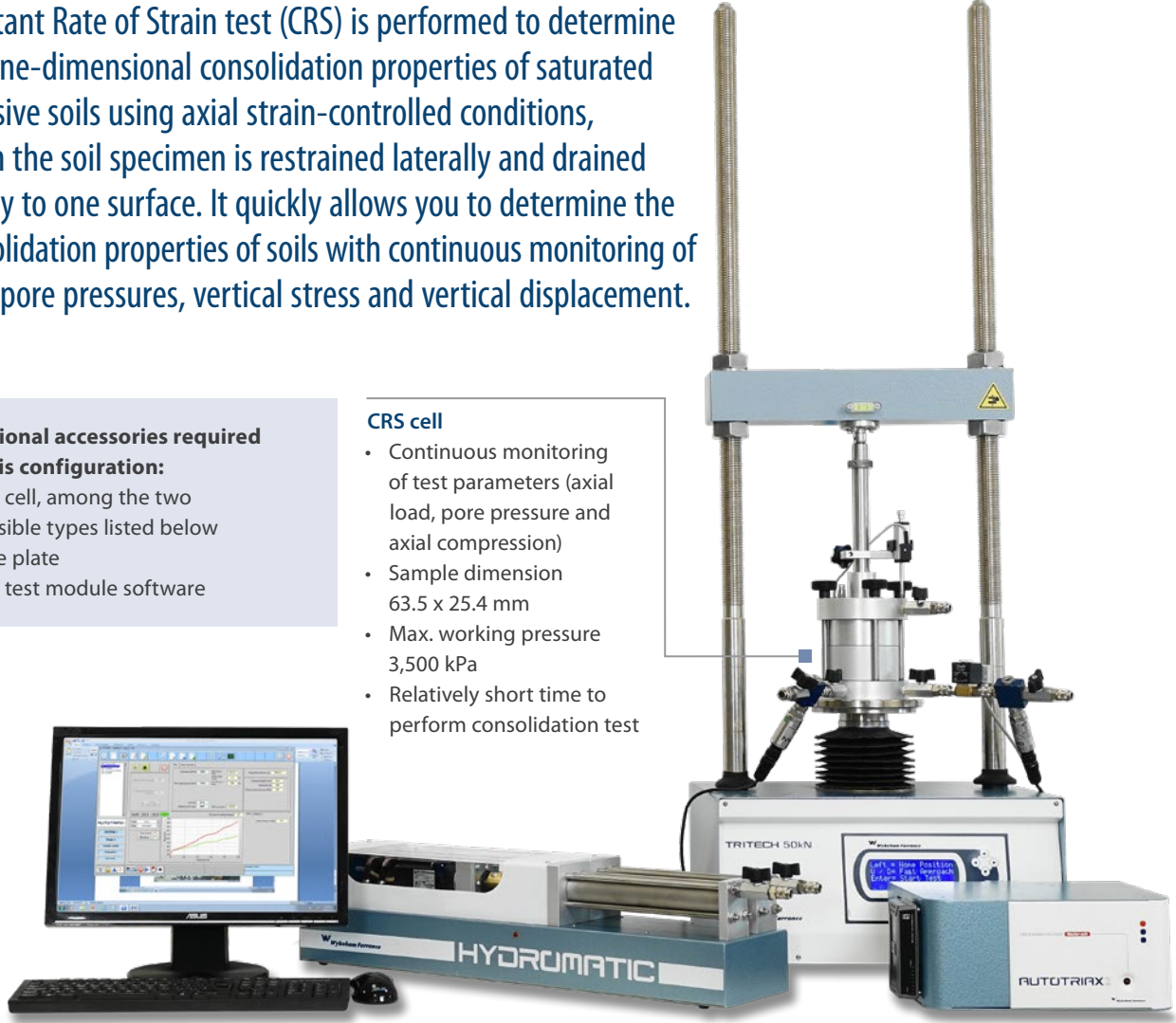
**CRS test configuration** Standards ASTM D4186

Constant Rate of Strain test (CRS) is performed to determine the one-dimensional consolidation properties of saturated cohesive soils using axial strain-controlled conditions, when the soil specimen is restrained laterally and drained axially to one surface. It quickly allows you to determine the consolidation properties of soils with continuous monitoring of base pore pressures, vertical stress and vertical displacement.

**Additional accessories required for this configuration:**

- CRS cell, among the two possible types listed below
- Base plate
- CRS test module software

- CRS cell**
- Continuous monitoring of test parameters (axial load, pore pressure and axial compression)
  - Sample dimension 63.5 x 25.4 mm
  - Max. working pressure 3,500 kPa
  - Relatively short time to perform consolidation test



**CRS cells**



**26-WF0360/AS**  
CRS cell compatible with submersible load cell




**26-WF0360/AD**  
Existing banded triaxial cell with CRS adaptor compatible with submersible load cell

Other test configurations

**Unconfined test configuration** Standards ASTM D2166 | EN 17892:7

The Unconfined test measures the unconfined compressive strength of cohesive soils using axial strain-controlled conditions. The soil is subjected to a constant rate of compressive strain during which, axial force and axial deformation are measured.

- Additional accessories required for this configuration:**
- Upper and lower platens
  - Transducer bracket
  - External load cell
  - Unconfined test module software



**Unconfined test**  
 Quick and easy method to determine the undrained compressive strength of cohesive soils

Specimen dimensions:  
 38 to 100 mm dia.

External load cell is required

Other test configurations

**CBR test configuration** Standards EN 13286-47 | ASTM D1883 | AASHTO T193

The California Bearing Ratio test (CBR) is a penetration test for evaluating the bearing capacity of subgrade natural or compacted soil for design of flexible pavement.

- Additional accessories required for this configuration:**
- CBR Penetration piston
  - CBR mold
  - External load cell 50 kN
  - CBR test module software



# Ordering information

## Load frame: Tritech

Model	
Triaxial load frame 50 kN	28-WF4005
Triaxial load frame 100 kN	28-WF4010

## Data acquisition and control unit

Control unit	Model
Master unit	29-WFD1A2
Triple pressure extension unit	29-WFD0A3
Pressure extension unit	29-WFD0A1
Air pressure extension unit for unsaturated tests	29-WFD0A1/UNS

## Control and processing software

Test	Software package
Effective stress/Total Stress	29-WFD1A2/SW1
Stress Path test module	29-WFD1A2/SW2
$K_0$ test module	29-WFD1A2/SW3
Unsaturated test module **	29-WFD1A2/SW4
Permeability test module	29-WFD1A2/SW5
CRS test	29-WFD1A2/SW6
Unconfined test	29-WFD1A2/SW7
CBR test	29-WFD1A2/SW8
Triaxial Excel® Template for data processing	29-WFD1A2/TM

\*\* US Customary units NOT available

## Triaxial cells: banded triaxial cells

(Double wall triaxial cells for unsaturated tests are available).

Model	Stress path
Banded Tx cell up to 50 mm	28-WF4050* —
Banded Tx cell up to 70 mm	28-WF4070* ✓
Banded Tx cell up to 100 mm	28-WF4100* ✓
Banded Tx cell up to 150 mm	28-WF4150* ✓

\*Triaxial sample accessories are available for each model

For a complete test configuration, visit our website or contact our dedicated team of experienced geotechnical engineers on [wfsupport@controls-group.com](mailto:wfsupport@controls-group.com).

## Pressure and Volume Controller

	Model	Number of pressure lines	Max Pressure kPa
Hydromatic	29-WF43SA	One	1,700
	29-WF45SA		3,500
	29-WF43DA	Two	1,700
	29-WF45DA		3,500

## Load cells

Type	Model	Capacity
External load cells	28-WF0375/T	50 kN
	28-WF0376/T	100 kN
Submersible load cells	28-WF6356*	25 kN
	28-WF6357*	50 kN

\* Compatible with models 28-WF4070, 28-WF4100, 28-WF4150, 28-WF4170, 28-WF4171

## Displacement transducers

Model	Travel capacity
28-WF6208	25 mm
28-WF6209	50 mm

## Pressure transducers

Model	Maximum pressure
28-WF6301/A	2,000 kPa
28-WF6302/A	3,500 kPa



**ACE** EMS

Automatic Computerized Oedometer System



**SHEARMATIC** EMS

Advanced Automatic Direct/Residual Shear Testing Machine

## ▶ Wykeham Farrance Customer Care

**At Wykeham Farrance, we are proud of our products.**

As a valued customer of Wykeham Farrance, you will receive continuous, expert support and advice for your instrument. Furthermore, we offer full installation and training in the correct operation of your soil testing equipment.

For support from our expert Customer Care Team, contact your local Wykeham Farrance distributor or email [wfsupport@controls-group.com](mailto:wfsupport@controls-group.com).

Visit our website for more information [www.controls-group.com/wf](http://www.controls-group.com/wf).



## ▶ Contact us

[www.controls-group.com/wf](http://www.controls-group.com/wf)

### Wykeham Farrance

E [wfsales@controls-group.com](mailto:wfsales@controls-group.com) [www.controls-group.com/wf](http://www.controls-group.com/wf)

### CONTROLS GROUP

#### Controls Group

T +39 02 92184 1

F +39 02 92103 333

E [sales@controls-group.com](mailto:sales@controls-group.com)

[www.controls-group.com](http://www.controls-group.com)

#### Italy (HEAD OFFICE)

[www.controlsitalia.it](http://www.controlsitalia.it)

#### Mexico

[www.controls.com.mx](http://www.controls.com.mx)

#### UK

[www.controlstesting.co.uk](http://www.controlstesting.co.uk)

#### Australia

[www.controls-group.com](http://www.controls-group.com)

#### Poland

[www.controls.pl](http://www.controls.pl)

#### USA

[www.controls-usa.com](http://www.controls-usa.com)

#### France

[www.controls.fr](http://www.controls.fr)

#### Spain

[www.controls.es](http://www.controls.es)